


# LP6000™

## The Shape for Speed

Sleek and stable, the aerodynamic LP 6000™ lightbar from Code 3® delivers the light you need, meeting or exceeding industry warning standards. Like its sister bars from Code 3, the LP 6000 offers a full line of powerful features to fit the needs of your lightbar.

- Incandescent or halogen stationary lights
- Center speaker or all-light models
- Alley lights (single or double)
- D.O.T. strips
- Mini takedown light pairs
- Stop/turn/tail lights
- Oscilaser™ and more



### LP 6000 STANDARD BARS

PROD. #	LENGTH	LIST	PROD. #	LENGTH	LIST
638A1	38"	\$699.00	647A1*	47"	\$806.00
647S1	47"	736.00	655A1*	55"	928.00
647S2	47"	966.00			

### TOW/WRECKER

PROD. #	LENGTH	LIST	PROD. #	LENGTH	LIST
655S2	55"	\$486.00	655S4	55"	\$803.00
655S3	55"	606.00			

### RETROFIT CENTER LENS KITS\*

PROD. #	LENGTH	LIST	PROD. #	LENGTH	LIST
LPRCLK	47"	\$69.94	LPLCLK	55"	\$139.87

\*Modifies lightbar with speaker section to all-light version. Options for Retro-Fit Kits available on page 17.

### Standard Bar Notes







1. These lightbars, excluding Retrofit Kits, come with 15 feet of power conductor cable with driver's side exit and standard Crown Vic mounting kits. Gutterless adapter brackets available at no additional charge on standard bars. Must specify when ordering. **No Mounting Kit Included on Tow/Wrecker Bars.**
2. A 700 flasher included with standard bars (with stationary lights) at no charge. If a different flasher is required, specify when ordering.
3. Filters are included in the price of the bar, where an option is located.
4. You can substitute any wattage bulb and any speed rotator at no additional charge.
5. ALL rotator lamps are 50w halogen, unless otherwise specified.
6. All high-speed rotators that require filters must use cylindrical filters.

### Standard Bar Options and Upgrades























DESCRIPTION	LIST
50w or 55w D-Tech Standard Rotator Upgrade	\$92.70
50w or 55w D-tech Fast Rotator Upgrade	94.76
50w Fast Rotator in place of Standard 50w	N/C
55w Fast Rotator in place of Standard 50w	N/C
55w Standard Rotator in place of Standard 50w	N/C
100w Standard Rotator in place of 50w Standard Rotator	N/C
100w Fast Rotator in place of Standard 50w (1 per section)	N/C
Bull's-eye Insert-Large - for Takedown Lights	8.24
Bull's-eye Insert-Small - for Alley & Mini-Takedown Lights	8.24
Cable on passenger side	N/C
Color Filter, large half-cylinder	N/C
No Mounting Kit included	-31.47

\*Suggested NFPA Configurations. See page 24 for more details. Mounting Kit & Adaptor Information on Page 53

# LP 6000™ BUILD-YOUR-OWN BARS\*

PROD. #	LENGTH		LIST		PROD. #	LENGTH		LIST
638A	38"		\$493.00		647A	47"		\$532.00
643S	43"		520.00		655S	55"		552.00
647S	47"		523.00		655A	55"		597.00

\*IN ORDER TO MEET THE MINIMUM REQUIREMENTS FOR 360° WARNING ACCORDING TO THE APPLICABLE SAE STANDARD, ALL LIGHTBARS MUST HAVE OUTBOARD: (2) ROTATORS OR (4) STROBE HEADS AND POWER SUPPLY. LIGHTBARS SOLD WITHOUT AT LEAST THE ABOVE WILL BE DESIGNATED AS NOT MEETING THE MINIMUM SAE STANDARD.

LP SYMBOLS			
	50W D-TECH ROTATOR		WORK LIGHT
	50W FAST D-TECH ROTATOR		DIAMOND MIRROR
	50W STANDARD ROTATOR		HALF-DIAMOND MIRROR
	50W FAST ROTATOR		FLAT MIRROR
	STINGRAY ROTATOR		V-MIRROR
	TWIN 55W MINI-ROTATOR		THREE-STEP CASCADE MIRROR
	OSCILASER		STOP/TURN/TAIL
	55W STATIONARY HALOGEN		MINI TAKEDOWNS (PAIR)
	50W STATIONARY HALOGEN		28W STATIONARY
	ALLEY LIGHT		D.O.T. LIGHTS IN STAINLESS SECTION
			D.O.T. LIGHTS MOUNTED UNDER FRAME
			SPEAKER COVER

## Build-Your-Own Options and Upgrades

DESCRIPTION	LIST
50w or 55w D-Tech® Standard Rotator	\$126.00
50w or 55w D-Tech Fast Rotator	128.00
50w Rotator (Standard)	49.00
50w Fast Rotator	51.00
55w Rotator (Standard)	47.00
55w Fast Rotator	49.00
100w Standard Rotator (1 per lens section)	59.00
100w Fast Rotator (1 per lens section)	61.00
StingRay Rotator	134.42
Twin 55w Mini Rotator	88.00
Oscilaser™ (35w)	87.04
Mini Takedowns (pair)	70.56
Alley Lights (50w- pair)	72.87
28w Stationary Light	25.75
50w Stationary Light	39.66
55w Stationary Light	37.34
50w Work Light	39.66
50w California Textured Work Light	39.66
Diamond Mirror	10.56
Half-Diamond Mirror	5.15
Flat Mirror	6.95
"V" Mirror	7.73
3-step Cascade Mirror(ea)	14.42
D.O.T. Strip	36.05
D.O.T. Lights Mounted in Speaker Section of 55" bar	29.87
Stop/Turn/Tail Lights (pair)	78.28
Opticom™, installed (grey/black)	2304.50
Opticom, installed (chrome)	3963.14
Opticom, On/Off "L" bracket switch	170.99
Opticom, On/Off box	232.54
Priority Green™ Emitter	881.83

## Alternating Flashers - 12 Volts

DESCRIPTION	LIST
360RS—Flashes two loads of up to 5 amps (55 watts) each	\$42.00
360RDK—Same as 360RS and can steady burn 2 of 4 loads	64.00
700—Flashes two loads of up to 8 amps (100 watts) each	61.00
710—Same as 700 plus multi-mode flasher	72.00
711—Same as 700 plus multi-mode flasher	72.00
HDFLSH—Heavy-Duty Car Flasher (Flashes 2-50w or 4-28w loads)	35.00

## Misc.

OPTIONS	LIST
Bull's-eye Insert-Large - for Takedown Lights	\$8.24
Bull's-eye Insert-Small - for Alley & Mini-Takedown Lights	8.24
Cable on passenger side	N/C
Cable, extra length (5' increments)	11.60
Color Filter, Large Half-cylinder	4.38
Extra Cable Conductors, additional per Conductor	3.38
Quick Disconnect-Internal 5-pole Terminal Block for 4-wire Bars	9.53
Quick Disconnect-Internal 8-pole Terminal Block for 9-wire Bars	10.56
Quick Disconnect-Internal 8-pole & 2-pole Terminal Blocks for 11-wire Bars	13.65
Adaptor bracket other than Crown Vic or Impala	See Page 53
No Mounting Kit	31.47

**24v option pricing the same as 12v. Call factory for available 24v options.**