



JetStream™
521102



JetStrobe®
537132

“JET” SERIES

The design of Federal’s “Jet” series of lightbars is not only modern and stylish, but it is also the most aerodynamic on the market. “Jet” lightbars come packed with lighting features that make them exceptionally effective. All “Jet” lightbars meet SAE Class 1 and CAC requirements.

JETSTREAM™ HALOGEN LIGHTBARS

High-power halogen bulbs and highly polished reflectors combine to create brilliant warning signals in JetStream™ lightbars. Models are available in 48-inch, 54-inch, and 60-inch lengths and with a variety of lighting options.

Attention-getting 95 and 175 flash per minute rotators provide primary warning and produce higher activity patterns when used in combination with mirrors. Additional lighting options are available, including flashing lights, alley lights, work lights, and brake/turn/tail lights.

JETSTROBE® STROBE LIGHTBARS

For customers who prefer the high-activity patterns of strobe lighting, JetStrobe® lightbars are available in 48-inch and 60-inch lengths. The 60-inch models have low amp draw making them ideal for large vehicles.

All JetStrobe models utilize multi-flash power supplies that produce 72 quad flashes per minute for each strobe head. The multiple flashes from each strobe head provides high activity patterns with minimal “dark time,” making the light appear brighter to observers. JetStrobe models with 10 strobe heads have the patented “Action Flash” pattern that creates overlapping flashes, resulting in no dark time. All models have a front-light cutoff feature and a low power mode.

Models are also available with additional lighting features, including alley lights, work lights, flashing lights, and brake/turn/tail lights.

EFFECTIVE

- Most aerodynamic lightbar on the market
- Available with either halogen or strobe primary warning
- Available mirrors increase rotator flash rate
- Optically superior Fresnel lenses maximize light output
- Strobe models have front light cutoff and low power mode

RELIABLE

- Proven components and technology
- RFI suppression
- Resists moisture and vibration
- Long-life linear strobe heads

DURABLE

- Impact-resistant polycarbonate domes
- Extruded metal base resists stress

APPLICATIONS

- Tow and Recovery vehicles
- Construction vehicles
- Pickup trucks
- DOT and Municipal vehicles

APPROVALS

- SAE Class 1
- CAC Title 13, Article 22

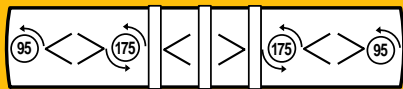


JETSTREAM ORDERING INFORMATION


MODELS

521102	54", (4) rotators	521152	48", (3) rotators	527142-FAST	60", wrecker bar with (2) 95 FPM and (2) 175 FPM rotators
521112	60", (5) rotators	527102	54", wrecker bar with (2) rotators	527152	60", wrecker bar with (4) rotators
521132	48", (2) rotators	527112	54", wrecker bar with (2) rotators	527162	60", wrecker bar with (4) rotators
521132-RF	48", (2) rotators and rear flashers	527132	60", wrecker bar with (2) rotators	JSL4802-HD	48", (4) rotators
521142	48", (4) rotators	527142	60", wrecker bar with (4) rotators	JSL4880-HD	48", (4) rotators

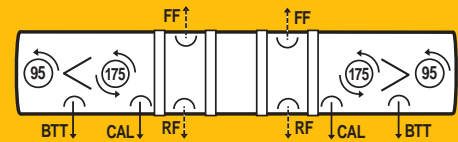
LIGHTBAR DIAGRAMS



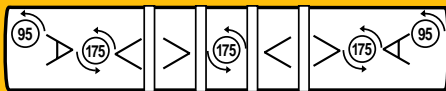
521102
(17.2 amps @ 12V)



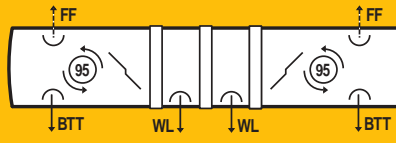
521152
(12.9 amps @ 12V)



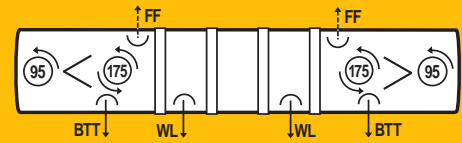
527142-FAST
(17.2 amps @ 12V primary only)



521112
(21.5 amps @ 12V)



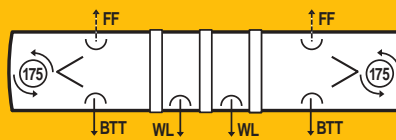
527102
(8.6 amps @ 12V primary only)



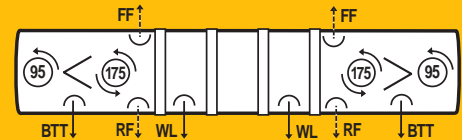
527152
(17.2 amps @ 12V primary only)



521132
(8.6 amps @ 12V)



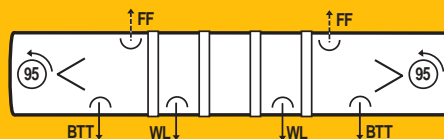
527112
(8.6 amps @ 12V primary only)



527162
(17.2 amps @ 12V primary only)



521132-RF
(8.6 amps @ 12V primary only)



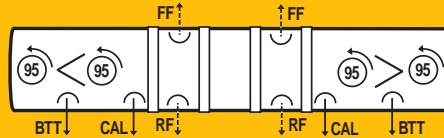
527132
(8.6 amps @ 12V primary only)



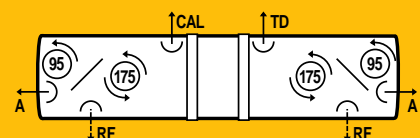
JSL4802-HD
(17.2 amps @ 12V)



521142
(17.2 amps @ 12V)



527142
(17.2 amps @ 12V primary only)



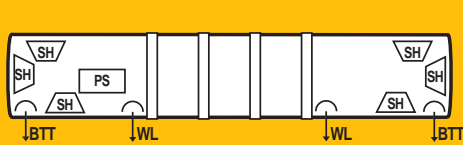
JSL4880-HD
(17.2 amps @ 12V)

JETSTROBE ORDERING INFORMATION

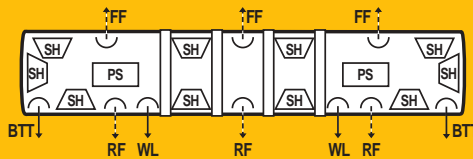
MODELS

<p>537112 60", wrecker bar with (6) strobe heads</p> <p>537122 60", wrecker bar with (6) strobe heads</p>	<p>537132 60", wrecker bar with (10) strobe heads</p> <p>537152 60", wrecker bar with (10) strobe heads with solid amber domes</p>	<p>SJL1P-HD 48", (4) strobe heads</p> <p>SJL2P-HD 48", (6) strobe heads</p> <p>SJL3P-HD 48", (10) strobe heads</p>
---	--	--

LIGHTBAR DIAGRAMS



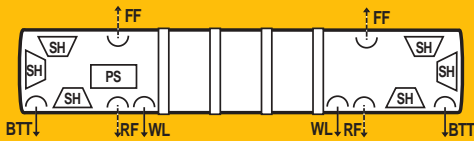
537112



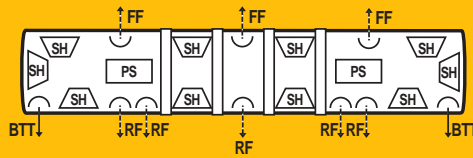
537132



SJL1P-HD



537122



537152



SJL2P-HD



SJL3P-HD

LEGEND



95 FPM Rotator
(4.3 amps @ 12V)



175 FPM Rotator
(4.3 amps @ 12V)



Front Flashing Light
(2.8 amps @ 12V)



Rear Flashing Light
(2.8 amps @ 12V)



Brake/Turn/Tail Light
(2.1 amps (Brake) @ 12V)
(0.6 amps (Tail) @ 12V)



Work Light
(4.3 amps @ 12V)



Steady Burning Light
(4.3 amps @ 12V)



Takedown Light
(4.3 amps @ 12V)



Alley Light
(4.3 amps @ 12V)



Strobe Head



Strobe Power Supply
4 head (6.6 amps @ 12V)
6 head (7.8 amps @ 12V)
8 head (13.2 amps @ 12V)



Diagonal Mirror



V-Mirror



Cascade Mirror

“JET” SERIES REPLACEMENT PARTS

<p>447502 Bulb for rotator, 12 VDC, 50 W</p> <p>Z8107A119 Bulb for work/alley/ Cal/TD light, 12 VDC, 50 W</p> <p>211673 Bulb for brake/turn/tail light, double contact, 12 VDC</p> <p>Z8548A028 Bulb for flashing light, 12 VDC, 35 W</p> <p>447532 Motor, 95 FPM, 12 VDC</p>	<p>447539 Motor, 175 FPM, 12 VDC</p> <p>521502 Offset rotator with bulb, 95 FPM</p> <p>521512 Centered rotator with bulb, 95 FPM</p> <p>521522 Offset rotator with bulb, 175 FPM</p> <p>521532 Centered rotator with bulb, 175 FPM</p> <p>521592 Strobe tube and reflector assembly</p>	<p>Z8552427-01 JetStrobe four-head power supply</p> <p>Z8552427-02 JetStrobe six-head power supply</p> <p>521501-02 Center dome, amber</p> <p>521501-05 Center dome, clear</p> <p>521500-02 Dome, amber</p> <p>521500-05 Dome, clear</p> <p>521542 DOT marker kit</p>
--	---	--

SPECIFICATIONS

Dimensions (L. × D. × H.):

48"	48.7 in × 11.2 in × 4.7 in (1194 mm × 229 mm × 127 mm)
53"	54.0 in × 11.2 in × 4.7 in (1346 mm × 229 mm × 127 mm)
60"	60.0 in × 11.2 in × 4.7 in (1524 mm × 229 mm × 127 mm)

Flash Rate/Minute:

95 x 2/each "95" rotator	
175 x 2/each "175" rotator	
72 quad flashes/ each strobe head	

Candelas: 80,000 (halogen)

Voltage: 12 VDC

15 Foot Cable

Amp Draw primary warning:

Halogen	Strobe
8.6 (2 rotators)	6.6 (4 strobes)
12.3 (3 rotators)	7.8 (6 strobes)
17.2 (4 rotators)	14.4 (10 strobes)
21.5 (5 rotators)	

Power:

55W/each rotator	
77W/4 strobe	
86.5W/6 strobes	
163.5W/10 strobes	

Joules:

16J (4,10 strobes)
12J (6 strobes)

Ship. Weight:

48" Halogen	31.0 lbs (14 kg)
54" Halogen	32.0 lbs (14.5 kg)
60" Halogen	34.0 lbs (15.4 kg)
48" Strobe	33.0 lbs (15 kg)
60" Strobe	37.0 lbs (16.8 kg)